

Data on Children on the Move in Asia and Pacific

Jayachandran Vasudevan

**Statistics Specialist and Regional MICS Coordinator
UNICEF East Asia and Pacific Regional Office**

Asia-Pacific Regional Workshop on
Implementing Guidance on Inclusive CRVS
Systems with a Focus on Forced Displacement,
Statelessness and Children on the Move

18 March 2024



**THE
INTERNATIONAL
DATA ALLIANCE
FOR CHILDREN
ON THE MOVE**

Leveraging data
to protect and
empower migrant
and displaced
children





Drivers of Child Migration



Structural



- Disparate economic development and opportunities;
- Government policies promoting economic migration;
- Natural disasters, environmental degradation and climate change;
- Conflict and persecution;
- Gender dynamics, social norms and beliefs;
- COVID-19 impacts



Community



- Social and family networks, particularly with previous experience of migration



Family



- Child's sense of duty to support the family financially;
- Economic hardship and poverty in families



Individual

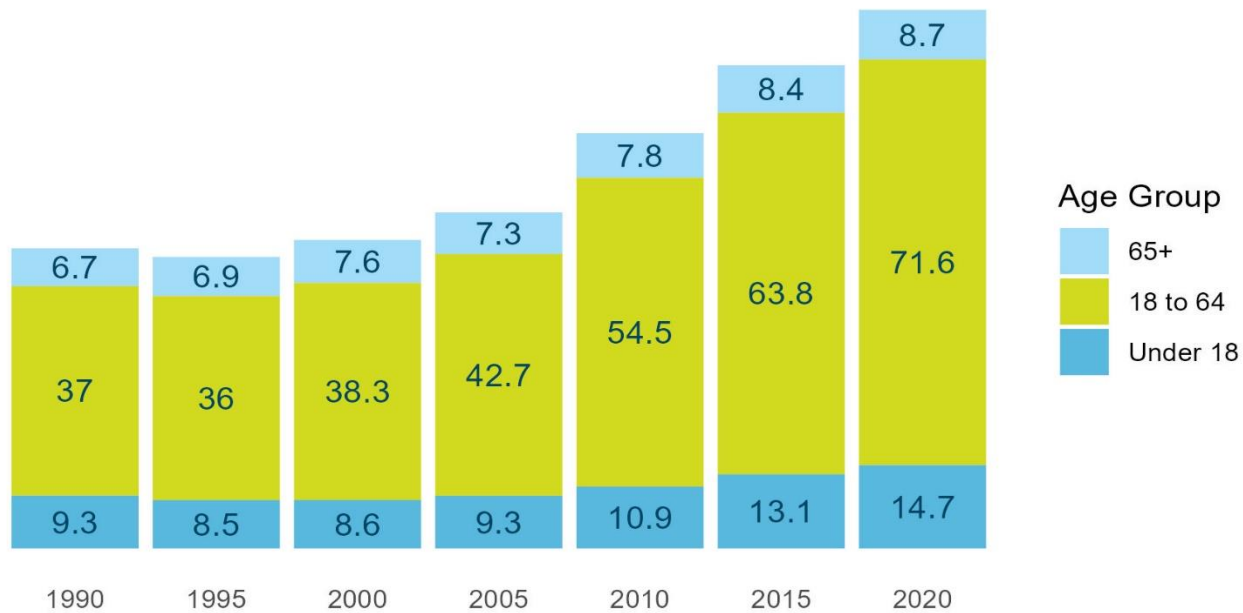


- Facilitation of child and forced marriage;
- The need to escape violence and trauma;
- Limited access to services;
- Social aspirations

Migrant children in Asia and Pacific

In 2020, the number of international migrants in Asia and Pacific reached 95 million; **14.7 million** of them were children

Number of international migrants by age, 1990 to 2020 (in millions)



Source: UNICEF analysis based on United Nations, Department of Economic and Social Affairs, Population Division, *Trends in International Migrant Stock: The 2019 Revision Migrants by Age and Sex*, UN, New York, 2019.

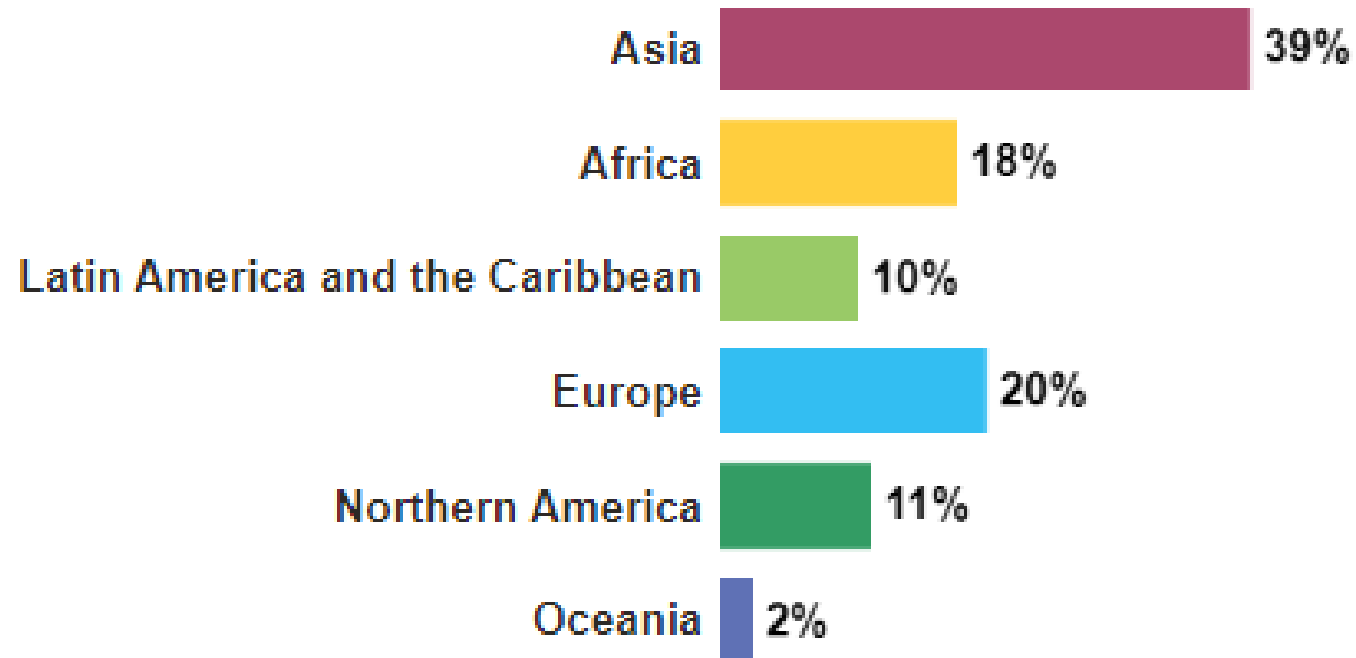
Note: International migrants refers to people living in a country or area other than they were born. In case information on the country of birth was not available, refers to people living in a country other than that of their citizenship.

15%
of migrants is a child

11 per 1000
children live outside their country of birth



International migrant children by region, 2020



2 in 5
live in Asia and Pacific

Notes: International migrant children refer to the children living in a country outside their country of birth.

Source: United Nations Department of Economic and Social Affairs, Population Division (2020). International Migrant Stock 2020.

Forcibly displaced children in Asia and Pacific

As of 2022,
16.6 million children in asylum
as a result of conflict and violence

7.6 million
Refugees*

170 thousand
asylum seekers

8.9 million internally
displaced

1 in 80

children were
living in forced displacement
as of 2022

1.8 million
children internally displaced
as a consequence of
natural disasters

Nearly **1 in 2** globally

Nearly **2 in 3** new internal
displacements from natural
disasters occurred in Asia
and Pacific

It is all about protecting children

Millions on the move [Global]

35.5

million international migrant children
(as of Dec. 2020)

43.3

million children **displaced by conflict and violence** (as of Dec. 2022)

25.8

children **internally displaced by conflict and violence** (as of Dec. 2022)

1 in 3

of the world's stateless people are children

1 in 2

of the world's children live in 33 countries classified as high risk of climate change impacts

Protective frameworks

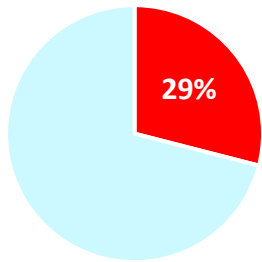
- ✓ Convention on the Rights of the Child
- ✓ 2030 Agenda for Sustainable Development, with specific targets related to children
- ✓ The Global Compact for Migration
- ✓ The Global Compact on Refugees
- ✓ United Nations Secretary-General's Action Agenda on Internal Displacement



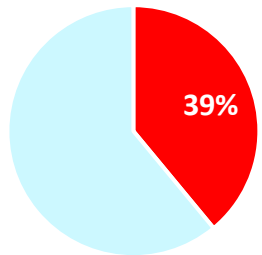
Data Gaps

Data gaps on children living in migration or forced displacement are hampering our response

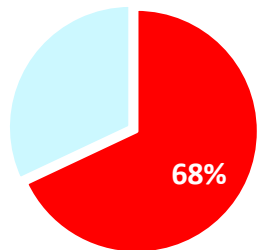
Global



About 3 in 10 countries and territories (29%) do not have age-disaggregated migrant stock data

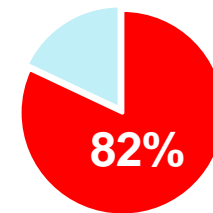
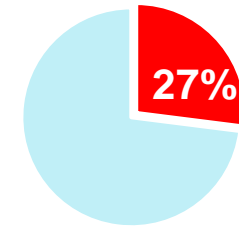


Almost 2 in 5 countries with data on refugees do not provide reliable data by age



More than 3 in 5 countries and territories with conflict-related internally displaced persons do not disaggregate the data by age

Asia & Pacific



Children on the Move: Selected Countries in Asia and Pacific

	Migrants, 2020		Refugees in asylum, 2022		IDP, 2022 IDMC (thousands)			
	UNPD (thousands)		UNHCR (thousands)		Conflict		Disasters	
	Total	Children	Total	Children	Children Stock	Children new displacements	Children Stock	Children new displacements
Australia	7,686	633	54.4	10.8			2.2	3.7
Bangladesh	2,115	589	952.4	505.3	134.3	0.2	2.7	478.8
Cambodia	79	7					1.3	9.7
India	4,879	307	242.8	55.2	192.0	0.3	9.7	762.6
Indonesia	356	48	9.8	2.5	21.6	2.1	20.4	92.5
Lao PDR	49	6					0.2	0.2
Malaysia	3,477	426	134.6	39.9			0.2	42.4
Nepal	488	34	19.6	5.3			20.3	32.3
New Zealand	1,382	157	1.8	0.5				0.6
Philippines	226	61	0.9	0.1	36.5	44.0	191.6	1,955.2
Sri Lanka	40	13	0.5	0.2	3.4			3.0
Thailand	3,632	500	94.5	33.6	7.7		0.1	4.1
Timor-Leste	8	2						
Viet Nam	77	11					0.6	93.7
TOTAL	24,493	2,794	1,511.2	653.4	395.5	46.6	249.2	3,479.0



Birth Registration for
Every Child by 2030:
▶ **Are we on track?**

unicef 
for every child



Globally, **166 million** children live
without a legal identity

More than **1 in 3**
live in Asia and Pacific

A birth certificate is proof of



Who
you are



Who your
family is



Where
you're from



How old
you are



Thanks

For more information
visit data.unicef.org
e-mail data@unicef.org
eapdata@unicef.org

