

# E-learning modules on vital statistics

Vibeke Oestreich Nielsen

[von@ssb.no](mailto:von@ssb.no)

# Two modules on vital statistics

- Module 8:

Analysis and use of vital statistics

- Module 9:

Presentation and dissemination of vital statistics

# Approach taken

## Targeted Persons who:

- Work in or related to the CRVS system
- Have limited experience in compiling and/or disseminating vital statistics

➤ Rather introductory level

➤ Tried to focus on areas where we have seen that many face challenges

➤ Key sources:

- UN Principles and Recommendations
- Guidelines and template for a vital statistics report

# Elements of module 8

- 1 Importance of Civil Registration and Vital Statistics Systems
- 2 Overview of Civil Registration and Vital Statistics Systems
- 3 Institutional Arrangements of CRVS Systems
- 4 Legal Frameworks of CRVS Systems
- 5 Birth Registration and Adoption
- 6 Death Registration
- 7 Marriage and Divorce Registration
- 8 Analysis and Use of Vital Statistics
- 9 Presentation and Dissemination of Vital Statistics
- 10 CRVS Digitization
- 11 CRVS Assessment and Strategic Planning
- 12 Identity Management Systems
- 13 Refugees, Internally Displaced Persons, Stateless Persons and

## Analysis and Use of Vital Statistics

- |  |              |        |
|--|--------------|--------|
| Lesson 1: Adequacy and Use of Vital Statistics                       | 1 hr         | LAUNCH |
| Lesson 2: Quality of Vital Statistics                                | 1 hr 10 mins | LAUNCH |
| Lesson 3: Calculating Completeness Rates                             | 40 mins      | LAUNCH |
| Lesson 4: Editing Data   | 45 mins      | LAUNCH |
| Lesson 5: Linking and Comparing Data                                 | 40 mins      | LAUNCH |
| Lesson 6: Types of Vital Statistics Measures                         | 40 mins      | LAUNCH |
| Lesson 7: Birth and Fertility Statistics                             | 40 mins      | LAUNCH |
| Lesson 8: Death and Mortality Statistics                             | 40 mins      | LAUNCH |
| Lesson 9: Marriage and Divorce Statistics                            | 30 mins      | LAUNCH |
| Lesson 10: Analyzing Mortality Levels & Cause of Death Data (ANACoD) | 35 mins      | LAUNCH |

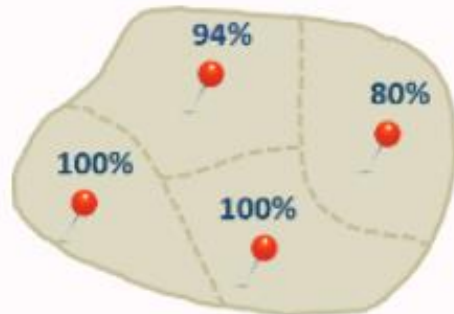


# Coverage and completeness

## Completeness

$$\frac{\text{Actual \# of registered events}}{\text{estimated \# of vital events}}$$

### % Registered within an area

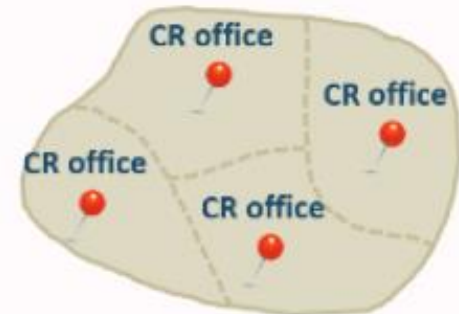


## Coverage

### Geographical coverage

$$\frac{\text{\# of people with at least one CR office}}{\text{total national population}}$$

### "Access" to CR





# Exercises

In 2011, a country had registered the birth of 15,850 girls and 17,190 boys. Population projections for the same year estimated that 19,270 girls and 20,430 boys would be born in 2011.

What is the birth completeness rates for civil registration in total and according to sex, given that the population projections are reasonably correct?

**Enter the correct answers (rounding decimals to the tens place) and click Submit.**

1) Completeness rate for registration of **all** births

 %

2) Completeness rate for **female** birth registration

 %

3) Completeness rate for **male** birth registration

 %

Submit

# Story throughout modules





Use international standards & guidelines

Evaluate comparability & specify differences





Introduction

Objectives of module 7

Why birth statistics?

Summary birth statistics

Check your understanding

Absolute number of births

Crude birth rate

Crude birth rate

Sex ratio at birth

Check your understanding

Sex ratio at birth

Low (or very low) birth weight (...)

Preterm live births (percent)

Birth rates related to characteri...

Age-specific birth rates & total ...

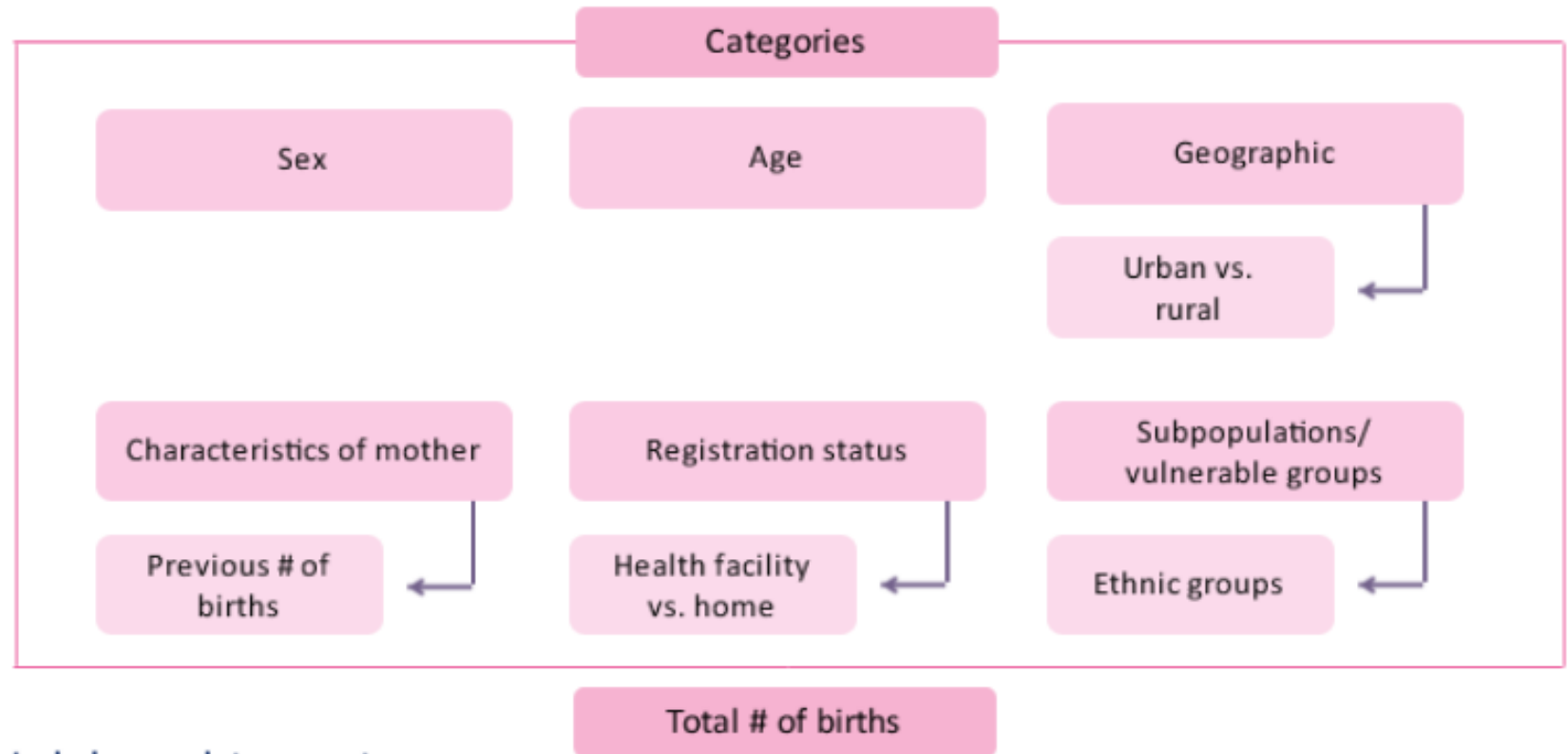
Check your understanding

Lesson 7 summary

Coming up next

Credits

Print version



Include completeness rates

Country examples



[Table 8.2. Summary Statistics on Births, Botswana: 2011-14](#)



[Figure 8.4. Birth Registrations According to Registration Status, South Africa: 1994-2014](#)



[Figure 8.5. Registered Births, India: 1981-2010 \(in 100,000\)](#)

# Elements of module 9

**Modules**

- 1 Importance of Civil Registration and Vital Statistics Systems
- 2 Overview of Civil Registration and Vital Statistics Systems
- 3 Institutional Arrangements of CRVS Systems
- 4 Legal Frameworks of CRVS Systems
- 5 Birth Registration and Adoption
- 6 Death Registration
- 7 Marriage and Divorce Registration
- 8 Analysis and Use of Vital Statistics
- 9 Presentation and Dissemination of Vital Statistics**
- 10 CRVS Digitization
- 11 CRVS Assessment and Strategic Planning
- 12 Identity Management Systems

**Presentation and Dissemination of Vital Statistics**

Lesson 1: Displaying Data in Tables, Figures, And Graphs  
50 mins [LAUNCH](#)

Lesson 2: Presenting Completeness Rates  
40 mins [LAUNCH](#)

Lesson 3: An Outline of Vital Statistics Reporting  
45 mins [LAUNCH](#)

Lesson 4: Micro Data Dissemination  
40 mins [LAUNCH](#)

Lesson 5: Strategic Dissemination of Vital Statistics  
35 mins [LAUNCH](#)



~~Too much information~~

Readability  
Simplicity

Categories
<ul style="list-style-type: none"><li>○ Purpose</li><li>○ Special groupings</li><li>○ Conventions</li></ul>

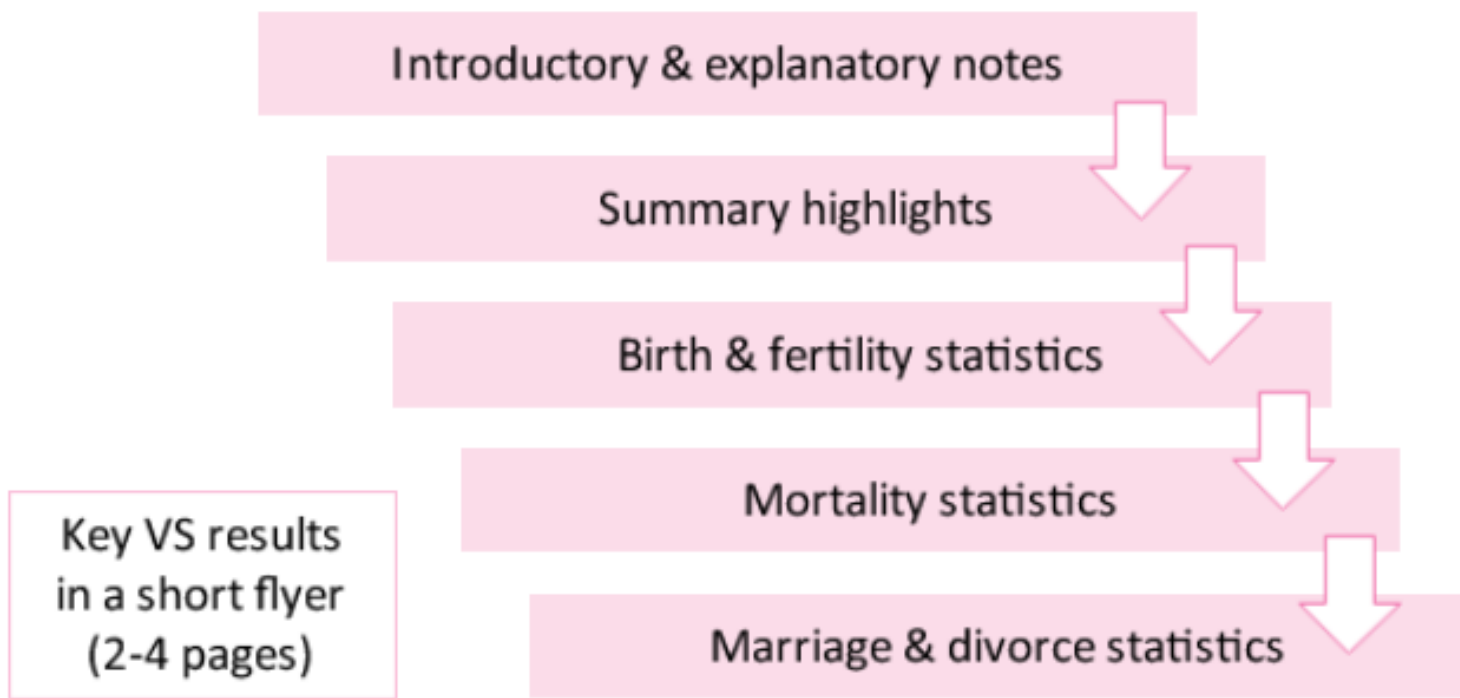
Sensitive

Variables
<ul style="list-style-type: none"><li>○ Sex</li><li>○ Age</li><li>○ Nationality</li><li>○ Ethnicity</li><li>○ Geographical area</li><li>○ Urban Vs. Rural</li><li>○ Cause of death</li></ul>

Should not use too many in one table

- Purpose
- Quality (Completeness rate)

Module 8



## Introduction

Objectives for lesson 5

Why make a strategy for disse...

The role of media & Training jo...

Check your understanding

Dissemination on paper or by e...

Dissemination on paper or by e...

## User friendliness

Planning a web page

Layout of the web page

Check your understanding

Statistics banks

The font

Check your understanding

Lesson 5 summary

Summary of module 9

Coming up next

Credits

- ▶ Activity
- ▶ Test your knowledge
- ▶ Print version
- ▶ Additional readings, links, resour...
- ▶ Other information



- Relevant
- Understandable



- User needs?
- As simple as possible



- Ask someone for their interpretation

Thank you!